

2007 Child/Adolescent Obesity Survey

Executive Summary: City of Alexandria, Virginia



Prepared by Professional Research Consultants, Inc.

INTRODUCTION

2007 Child/Adolescent Obesity Survey

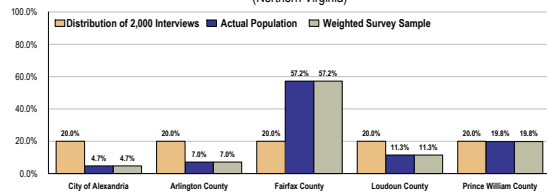
- Telephone survey of households with children aged 2 to 18 in Northern Virginia
- 400 interviews in each of:
 - City of Alexandria
 - Arlington County
 - Fairfax County
 - Loudoun County
 - Prince William County
- Maximum error rate:
 - ±2.2% for the aggregate area (Northern VA)
 - ±4.9% for each subarea (e.g., county)



INTRODUCTION

2007 Child/Adolescent Obesity Survey

Population and Weighted Sample Characteristics (Northern Virginia)

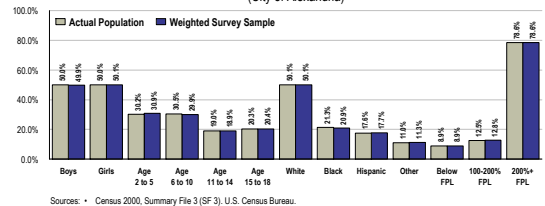


Sources: • Census 2000, Summary File 3 (SF 3), U.S. Census Bureau.
• 2007 PRC Child & Adolescent Obesity Survey, Professional Research Consultants.

INTRODUCTION

2007 Child/Adolescent Obesity Survey

Population and Weighted Sample Characteristics (City of Alexandria)



Sources: • Census 2000, Summary File 3 (SF 3), U.S. Census Bureau.
• 2007 PRC Child & Adolescent Obesity Survey, Professional Research Consultants.
• FPL = Federal Poverty Level (US Department of Health & Human Services).
• Race/ethnicity represent parents' categorizations.
• Hispanic can be of any race.
• *White and Black or African American sample percentages do not include Hispanic respondents who did not offer a race response.

INTRODUCTION

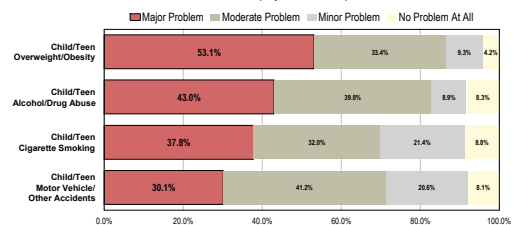
2007 Child/Adolescent Obesity Survey

- Perceptions of Overweight in Children & Teens
- Overweight Prevalence
- General Health Status
- Nutrition
- Physical Activity
- Combating Obesity in Children & Teens

PERCEPTIONS OF OVERWEIGHT

Relative Importance

Perceptions of Various Child/Teen Issues in Parents' Own Communities (City of Alexandria)



Source: • 2007 PRC Child & Adolescent Obesity Survey, © Professional Research Consultants, 2007, (Items 5-8)
Notes: • Reported by parents for children/adolescents aged 2 to 18.

